

CUBE 70

BY CHRIS VANKEIRSBILCK

Check the Joli configurator
<http://configurator.joli.be/configurator>



Cube 70 D / SLL / SD / D Matilux white - space nature oak

CUBE

CUBE 70

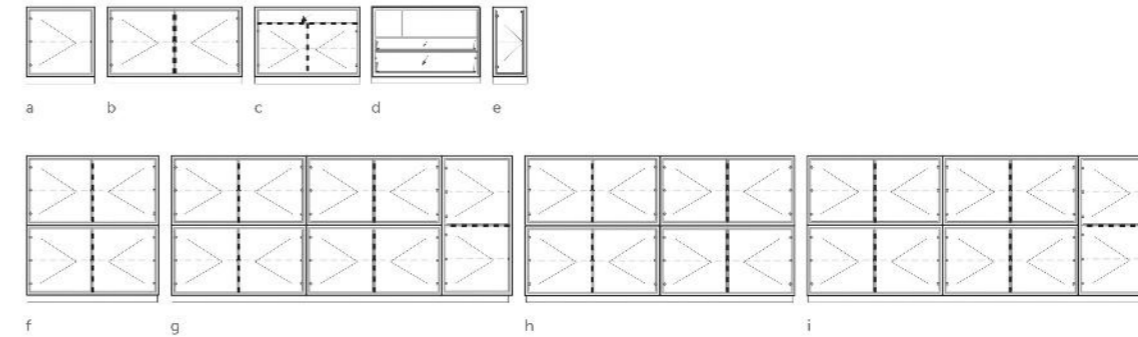
BY CHRIS VANKEIRSILCK

Check the Joli configurator
<http://configurator.joli.be/configurator>

CUBE 70 CABINET & DOUBLE

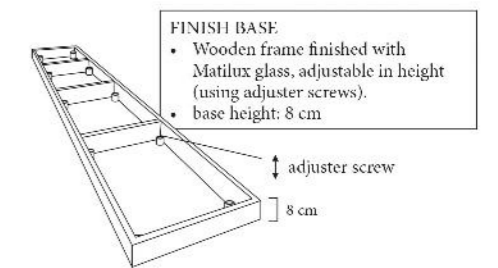
BY CHRIS VANKEIRSILCK

- hinge
- push point
- ▭ cabinet
- adjustable shelves
- fixed partition
- > rotation direction
- max. load 20kg / door



1 DIMENSIONS

	width	height	depth
a 1D - cabinet + base	70	78	40
b 2D - cabinet + base	140	78	40
c LDD - cabinet + base	110	78	40
d SLL - cabinet + base	110	78	40
e 1SD - cabinet + base	30	78	40
f DOUBLE 4D - cabinet + base	140	148	40
g DOUBLE 6D - cabinet + base	210	148	40
h DOUBLE 8D - cabinet + base	280	148	40
i DOUBLE 10D - cabinet + base	350	148	40



2 BODY

Melamine - inside



* finish Cosy

Matilux® - 4 mm, doors, top and sides



3 TOP

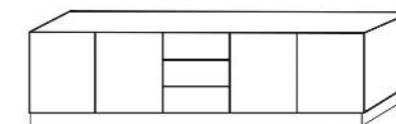
Xeramica® - 6 mm

Xeramica® - 13 mm



4 OPTIONS

1. Doors without glass 70/70 cm
2. Doors without glass 55/55 cm
3. Drawer 110 cm wide
4. Drawer 70 cm wide
5. Extra shelf
6. ≠ 3 drawers instead of 1 door. Location and quantity of drawerbox free to choose.



Cube 70 double 6 doors Matilux® black with drawer box without glass

CUBE

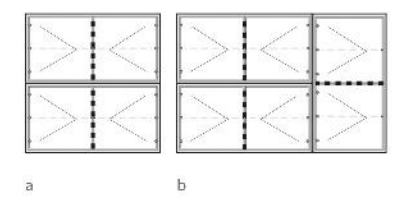

CUBE 70

BY CHRIS VANKEIRSBILCK

CUBE 70 BAR CABINET

BY CHRIS VANKEIRSBILCK

○ hinge
● push point
○ cabinet
- - - adjustable shelves
- - - fixed partition
> rotation direction
max. load 20kg / door



1 DIMENSIONS

	width	height	depth
a BAR CABINET 4D	140	140	27
b BAR CABINET 6D	210	140	27

2 BODY

Melamine – inside



* finish Cosy

Matilux® – 4 mm, doors, top and sides



3 TOP

Xeramica® – 6 mm

Xeramica® – 13 mm



4 OPTIONS

1. Doors without glass 70/70 cm
2. Doors without glass 55/55 cm
3. Drawer 110 cm wide
4. Drawer 70 cm wide
5. Extra shelf

Cube 70 bar cabinet 4 doors Matilux® lino